

# People of St. Peter's:

## *Welcome to Realm!*

Here are some instructions we hope will be helpful as you get started with this new way of staying connected with one another at St. Peter's:

Please watch for an email from St. Peter's in your inbox. The subject will say "St. Peter's Episcopal Church: Join our online community!" The text of the email will invite you to join our online church community by clicking a link. The email will look something like this depending on your email host:



### **St. Peter's Episcopal Church: Join our online community!**

Hi St.,

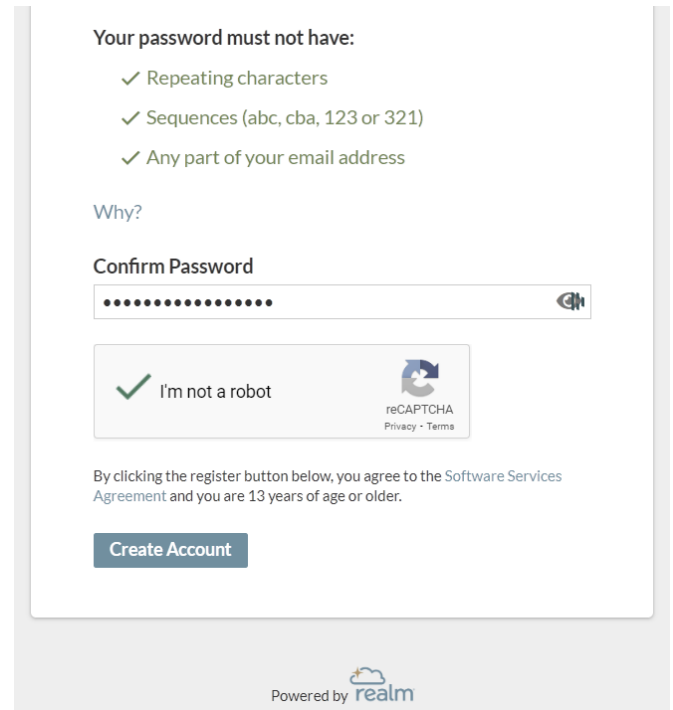

We at St. Peter's Episcopal Church have an online community where we can connect with each other outside our Sunday gatherings. We'd love for you to take part!

Create an account: <https://onrealm.org/SaintPetersSav/account/CreateAccount?token=YWYyNmUzMDItMTMyNC00MDczLWlONDRQtYWVkbMDAxMzQxMmVJm>

Sincerely,  
Your friends at St. Peter's Episcopal Church


This message was sent to [frontdesk@saintpeterssav.org](mailto:frontdesk@saintpeterssav.org) by ACS Technologies on behalf of this organization. If you don't want to receive these emails from Realm in the future, please [unsubscribe](#).

Clicking the link in the email will take you to a new screen in your browser inviting you to create and confirm a password. Your password must have at least 15 characters, be a mix of upper- and lower-case letters, numbers, and symbols. Once you've created and confirmed your password (and proven that you're not a robot!), click the "Create Account" button at the bottom of the screen.



*(Above images are what you'll see when creating a password)*

After clicking "Create Account" you will be redirected and given the option to download an app for Realm. You may save this step for later by clicking "Continue in the browser now" or waiting several seconds.





Search [magnifying glass icon] SP St. [dropdown arrow] [help icon]

## News

[edit icon] [camera icon] [calendar icon]

**Susanne O'Day**  
ST. PETER'S EPISCOPAL CHURCH  
a day ago via Web

**JUL 17** **10:15 am Eucharist**  
Sun, Jul 17 at 10:15 AM - 12:00 PM

[heart icon] [comment icon]

**Susanne O'Day**  
ST. PETER'S EPISCOPAL CHURCH  
5 months ago via Web

**JUL 17** **8:00 am Eucharist**  
Sun, Jul 17 at 8:00 AM - 9:00 AM

Support | Privacy | Terms of Use  
Copyright © 2022 ACS Technologies

Once in the browser, you'll land on a home page that looks something like this (except in the upper righthand corner, it will have your name instead of "St.")

You will also receive an email that looks like the one below so you can log in later. We have the link on our website for easy access as well.

St. Peter's Episcopal Church: Realm Account Confirmation

St. Peter's Episcopal Church <notifications@onrealmmail.or  
To: SPEC Administration Tue 7/12/2022 2:44 PM

[Reply](#) [Reply All](#) [Forward](#) [share icon] [more icon]

If there are problems with how this message is displayed, click here to view it in a web browser.

Powered By

### St. Peter's Episcopal Church: Realm Account Confirmation

Hi St.,

Welcome to the online community for St. Peter's Episcopal Church!

If you haven't already, please download the **Realm Connect** mobile app to stay connected with your community.

Or sign in using your preferred web browser:  
<https://onrealm.org/SaintPetersSav/SignIn>

Sincerely,  
St. Peter's Episcopal Church

This message was sent to [frontdesk@saintpeterssav.org](mailto:frontdesk@saintpeterssav.org) by ACS Technologies on behalf of this organization.

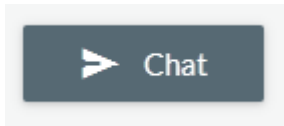
To view your personal profile in the browser, click your name in the upper righthand corner, and then click “My Profile.” It will take you to a page that looks like this:

The screenshot shows a user profile page for St. Peter's Episcopal Church. On the left is a navigation menu with items: Communications, Events, Giving, Groups, Serving, and Directory. The main profile area has a search bar at the top right. Below it is a profile picture placeholder with the initials 'SP' and the name 'St. Peter'. There are two buttons: 'Edit Profile' and 'Manage Privacy'. The profile is divided into three sections: 'Contact Information' (Email: frontdesk@saintpeterssav.org, Work: (912) 598-7242, Address: 123 Home Street, Savannah, GA 31411), 'Personal Information' (Campus: St. Peter's Episcopal Church, Birth Date: January 1st), and 'Groups' (Member Of: St. Peter's Episcopal Church). There is also an 'Add family' button on the right.

Again, it will have your information, instead of St. Peter's. You will see the most current info we have for you. Do we have the wrong address, or an old phone number? You can change that right here! Just click on “Edit Profile,” and you can edit your personal and contact information. Make sure you save any information you change by clicking the blue “Save” button at the top of the screen.

The screenshot shows the 'Edit Profile' form for St. Peter's Episcopal Church. At the top left, there is a 'Save' button and the text 'or Cancel'. The form has two tabs: 'Contact Information' and 'Personal Information'. The 'Name' field is currently set to 'St. Peter' with a hint 'Like this: Mr. James Aaron Jr. (Jim)'. Below this is the 'ADDRESS' section, which has a 'Home' field with the address '123 Home Street, Savannah, GA 31411' and a character count of '156 characters remaining'. There is also a '+ Add address' button.

Do you want to contact another member of St. Peter's? It's easy!

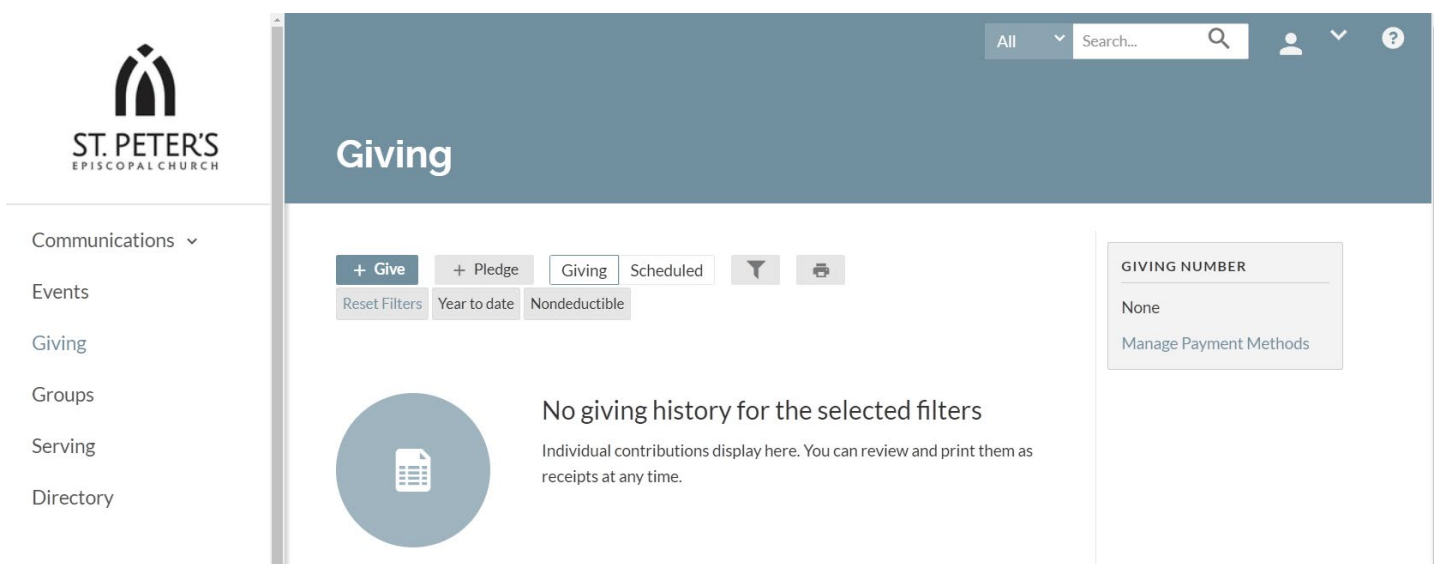


Use the search box in the upper right-hand corner to find people's names. Click the blue chat icon to send a message directly within Realm. You can also find an online directory by clicking "Directory" in the left-hand column. This directory is public to all members with logins to St. Peter's Realm.

Security is heavily encrypted and protected to ensure that no one without a login can access your information. You can control what personal information is shared by clicking "Manage Privacy."



Lastly, clicking on the "Giving" tab on the left-hand side will provide you (and only you, your spouse or partner, the Treasurer/Bookkeeper, and the Administrator) the ability to see your giving information in real time. Your total pledge amount will be displayed in a box on the right, along with the current amount contributed to it.



To sign up for online giving, simply click the blue "Give" button, which takes you to a page where you can enter your payment information, frequency, etc. If you have any questions or think there's a mistake in your record, please contact our bookkeeper at [rcrofts@saintpeterssav.org](mailto:rcrofts@saintpeterssav.org) or call 912.598.7242.

*That's all for now. Welcome to our online church community!*

